

General information about company	
Scrip code	532986
Name of the company	Niraj Cement Structurals Limited
Whether company is SME	No
Class of Security	Equity Shares
Type of report	Quarterly
Quarter Ended / Half year ended/Date of Report (For Prelisting / Allotment)	31-03-2017
Date of allotment / extinguishment (in case Capital Restructuring selected) / Listing Date	
Shareholding pattern filed under	Regulation 31 (1) (b)



Sr. No.	Particular	Yes/No
1	Whether the Listed Entity has issued any partly paid up shares?	No
2	Whether the Listed Entity has issued any Convertible Securities ?	Yes
3	Whether the Listed Entity has issued any Warrants ?	Yes
4	Whether the Listed Entity has any shares against which depository receipts are issued?	No
5	Whether the Listed Entity has any shares in locked-in?	Yes
6	Whether any shares held by promoters are pledge or otherwise encumbered?	Yes
7	Whether company has equity shares with differential voting rights?	No




Table I - Summary Statement holding of specified securities											
Category (I)	Category of shareholder (II)	Nos. Of shareholders (III)	No. of fully paid up equity shares held (IV)	No. Of Partly paid-up equity shares held (V)	No. Of shares underlying Depository Receipts (VI)	Total nos. shares held (VII) = (IV)+ (V)+ (VI)	Shareholding as a % of total no. of shares (calculated as per SCRR, 1957) (VIII) As a % of (A+B+C2)	Number of Voting Rights held in each class of securities (IX)			
								No of Voting (XIV) Rights			Total as a % of (A+B+C)
								Class eg: X	Class eg: y	Total	
(A)	Promoter & Promoter Group	3	3240797			3240797	27.48	3240797		3240797	27.48
(B)	Public	4629	8552003			8552003	72.52	8552003		8552003	72.52
(C)	Non Promoter-Non Public										
(C1)	Shares underlying DRs										
(C2)	Shares held by Employee Trusts										
	Total	4632	11792800			11792800	100	11792800		11792800	100



[Handwritten signature]

Table I - Summary Statement holding of specified securities										
Category (I)	Category of shareholder (II)	No. Of Shares Underlying Outstanding convertible securities (X)	No. of Shares Underlying Outstanding Warrants (Xi)	No. Of Shares Underlying Outstanding convertible securities and No. Of Warrants (Xi) (a)	Shareholding , as a % assuming full conversion of convertible securities (as a percentage of diluted share capital) (XI)= (VII)+(X) As a % of (A+B+C2)	Number of Locked in shares (XII)		Number of Shares pledged or otherwise encumbered (XIII)		Number of equity shares held in dematerialized form (XIV)
						No. (a)	As a % of total Shares held (b)	No. (a)	As a % of total Shares held (b)	
(A)	Promoter & Promoter Group	0	0	0	12.56	1229361	37.93	1324885	40.88	3240797
(B)	Public	14000000	0	14000000	87.44	0	0			8551001
(C)	Non Promoter-Non Public									
(C1)	Shares underlying DRs									
(C2)	Shares held by Employee Trusts									
	Total	14000000	0	14000000	100	1229361	10.42	1324885	11.23	11791798




Table II - Statement showing shareholding pattern of the Promoter and Promoter Group											
Sr.	Category & Name of the Shareholders (I)	Nos. Of shareholders (III)	No. of fully paid up equity shares held (IV)	No. Of Partly paid-up equity shares held (V)	No. Of shares underlying Depository Receipts (VI)	Total nos. shares held (VII) = (IV)+(V)+(VI)	Shareholding as a % of total no. of shares (calculated as per SCRR, 1957) (VIII) As a % of (A+B+C2)	Number of Voting Rights held in each class of securities (IX)			Total as a % of Total Voting rights
								No of Voting (XIV) Rights			
								Class eg: X	Class eg:y	Total	
A	Table II - Statement showing shareholding pattern of the Promoter and Promoter Group										
(1)	Indian										
(a)	Individuals/Hindu undivided Family	3	3240797			3240797	27.48	3240797		3240797	27.48
Sub-Total (A)(1)		3	3240797			3240797	27.48	3240797		3240797	27.48
(2)	Foreign										
Total Shareholding of Promoter and Promoter Group (A)= (A)(1)+(A)(2)		3	3240797			3240797	27.48	3240797		3240797	27.48
B	Table III - Statement showing shareholding pattern of the Public shareholder										
(1)	Institutions										
(3)	Non-institutions										
(a(i))	Individuals - i. Individual shareholders holding nominal share capital up to Rs. 2 lakhs.	4239	2703526			2703526	22.93	2703526		2703526	22.93
(a(ii))	Individuals - ii. Individual shareholders holding nominal share capital in excess of Rs. 2 lakhs.	43	3709557			3709557	31.46	3709557		3709557	31.46
(e)	Any Other (specify)	347	2138920			2138920	18.14	2138920		2138920	18.14
Sub-Total (B)(3)		4629	8552003			8552003	72.52	8552003		8552003	72.52
Total Public Shareholding (B)=(B)(1)+(B)(2)+(B)(3)		4629	8552003			8552003	72.52	8552003		8552003	72.52
C	Table IV - Statement showing shareholding pattern of the Non Promoter- Non Public shareholder										
Total (A+B+C2)		4632	11792800			11792800	100	11792800		11792800	100
Total (A+B+C)		4632	11792800			11792800	100	11792800		11792800	100







Table II - Statement showing shareholding pattern of the Promoter and Promoter Group									
Sr.	No. Of Shares Underlying Outstanding convertible securities (X)	No. of Shares Underlying Outstanding Warrants (Xi)	No. Of Shares Underlying Outstanding convertible securities and No. Of Warrants (Xi) (a)	Shareholding , as a % assuming full conversion of convertible securities (as a percentage of diluted share capital) (XI)= (VII)+(X) As a % of (A+B+C2)	Number of Locked in shares (XII)		Number of Shares pledged or otherwise encumbered (XIII)		Number of equity shares held in dematerialized form (XIV)
					No. (a)	As a % of total Shares held (b)	No. (a)	As a % of total Shares held (b)	
A	Table II - Statement showing shareholding pattern of the Promoter and Promoter Group								
(1)	Indian								
(a)	0	0	0	12.56	1229361	37.93	1324885	40.88	3240797
Sub-Total (A) (1)	0	0	0	12.56	1229361	37.93	1324885	40.88	3240797
(2)	Foreign								
Total Shareholding of Promoter and Promoter Group (A)= (A)(1)+(A)(2)	0	0	0	12.56	1229361	37.93	1324885	40.88	3240797
B	Table III - Statement showing shareholding pattern of the Public shareholder								
(1)	Institutions								
(3)	Non-institutions								
(a(i))	0	0	0	10.48	0	0			2702524
(a(ii))	2000000	0	2000000	22.14	0	0			3709557
(e)	12000000	0	12000000	54.82	0	0			2138920
Sub-Total (B) (3)	14000000	0	14000000	87.44	0	0			8551001
Total Public Shareholding (B)=(B)(1)+(B)(2)+(B)(3)	14000000	0	14000000	87.44	0	0			8551001
C	Table IV - Statement showing shareholding pattern of the Non Promoter- Non Public shareholder								
Total (A+B+C2)	14000000	0	14000000	100	1229361	10.42			11791798
Total (A+B+C)	14000000	0	14000000	100	1229361	10.42	1324885	11.23	11791798




Individuals/Hindu undivided Family				
Serial No.	1	2	3	
Name of the Shareholders (I)	Gulshan V Chopra	Vijaykumar Rajkumar Chopra	Asha Vijaykumar Chopra	Click here to go back
PAN (II)	AABPC5068K	AABPC5074D	AABPC4214F	Total
No. of fully paid up equity shares held (IV)	1940946	686551	613300	3240797
No. Of Partly paid-up equity shares held (V)				
No. Of shares underlying Depository Receipts (VI)				
Total nos. shares held (VII) = (IV)+ (V)+ (VI)	1940946	686551	613300	3240797
Shareholding as a % of total no. of shares (calculated as per SCRR, 1957) (VIII) As a % of (A+B+C2)	16.46	5.82	5.2	27.48
Number of Voting Rights held in each class of securities (IX)				
Class eg:X	1940946	686551	613300	3240797
Class eg:y				
Total	1940946	686551	613300	3240797
Total as a % of Total Voting rights	16.46	5.82	5.2	27.48
No. Of Shares Underlying Outstanding convertible securities (X)	0	0	0	0
No. of Shares Underlying Outstanding Warrants (Xi)	0	0	0	0
No. Of Shares Underlying Outstanding convertible securities and No. Of Warrants (Xi) (a)	0	0	0	0
Shareholding , as a % assuming full conversion of convertible securities (as a percentage of diluted share capital) (XI)= (VII)+(Xi)(a) As a % of (A+B+C2)	7.53	2.66	2.38	12.56
Number of Locked in shares (XII)				
No. (a)	620946	0	608415	1229361
As a % of total Shares held (b)	31.99	0	99.2	37.93
Number of Shares pledged or otherwise encumbered (XIII)				
No. (a)	1320000	0	4885	1324885




As a % of total Shares held (b)	68.01	0	0.8	40.88
Number of equity shares held in dematerialized form (XIV)	1940946	686551	613300	3240797
Reason for not providing PAN				
Reason for not providing PAN				



Individuals - ii. Individual shareholders holding nominal share capital in excess of Rs. 2 lakhs.						
Serial No.	1	2	3	4	5	
Name of the Shareholders (I)	Umesh Chamdia	Nirmal Narendra Kotecha	Gul Kewalram Bijlani	Raju Gul Bijlani	Subramanian P	Click here to go back
PAN (II)	AACPC9620J	AEZPK2016H	AAFPG5477L	ACRPB4712D	AMBPS8931K	Total
No. of fully paid up equity shares held (IV)	1000000	450000	327200	133676	126790	2037666
No. Of Partly paid-up equity shares held (V)						
No. Of shares underlying Depository Receipts (VI)						
Total nos. shares held (VII) = (IV)+ (V)+ (VI)	1000000	450000	327200	133676	126790	2037666
Shareholding as a % of total no. of shares (calculated as per SCRR, 1957) (VIII) As a % of (A+B+C2)	8.48	3.82	2.77	1.13	1.08	17.28
Number of Voting Rights held in each class of securities (IX)						
Class eg: X	1000000	450000	327200	133676	126790	2037666
Class eg:y						
Total	1000000	450000	327200	133676	126790	2037666
Total as a % of Total Voting rights	8.48	3.82	2.77	1.13	1.08	17.28
No. Of Shares Underlying Outstanding convertible securities (X)	0	0	0	0	0	0
No. of Shares Underlying Outstanding Warrants (Xi)	0	0	0	0	0	0
No. Of Shares Underlying Outstanding convertible securities and No. Of Warrants (Xi) (a)	0	0	0	0	0	0
Shareholding , as a % assuming full conversion of convertible securities (as a percentage of diluted share capital) (XI)= (VII)+(X) As a % of (A+B+C2)	3.88	1.74	1.27	0.52	0.49	7.9
Number of Locked in shares (XII)						
No. (a)	0	0	0	0	0	0
As a % of total Shares held (b)	0	0	0	0	0	0
Number of equity shares held in	1000000	450000	327200	133676	126790	2037666



dematerialized form (XIV)						
Reason for not providing PAN						
Reason for not providing PAN						



Any Other (specify)							
Serial No.	1	2	3	4	5	6	7
Category	Trusts	HUF	HUF	NRI – Non-Repatriation	NRI – Repatriation	Clearing Members	Clearing Members
Category / More than 1 percentage	Category	Category	More than 1 percentage of shareholding	Category	Category	Category	More than 1 percentage of shareholding
Name of the Shareholders (I)			Rajan Goyal And Sons Huf				Emkay Global Financial Services Limited
PAN (II)			AAJHR9637R				AAACE0994L
No. of the Shareholders (I)	1	168	1	10	35	62	1
No. of fully paid up equity shares held (IV)	30	411968	124404	55018	238091	305076	144806
No. Of Partly paid-up equity shares held (V)							
No. Of shares underlying Depository Receipts (VI)							
Total nos. shares held (VII) = (IV)+ (V)+ (VI)	30	411968	124404	55018	238091	305076	144806
Shareholding as a % of total no. of shares (calculated as per SCRR, 1957) (VIII) As a % of (A+B+C2)	0	3.49	1.05	0.47	2.02	2.59	1.23
Number of Voting Rights held in each class of securities (IX)							
Class eg: X	30	411968	124404	55018	238091	305076	144806
Class eg:y							
Total	30	411968	124404	55018	238091	305076	144806
Total as a % of Total Voting rights	0	3.49	1.05	0.47	2.02	2.59	1.23
No. Of Shares Underlying Outstanding convertible securities (X)	0	0	0	0	0	0	0
No. of Shares Underlying Outstanding Warrants (Xi)	0	0	0	0	0	0	0
No. Of Shares Underlying Outstanding convertible securities and No. Of Warrants (Xi) (a)	0	0	0	0	0	0	0
Shareholding , as a % assuming full conversion of convertible securities (as a percentage of diluted share capital) (XI)= (VII)+(X) As a % of (A+B+C2)	0	1.6	0.48	0.21	0.92	1.18	0.56
Number of Locked in shares (XII)							



No. (a)	0	0	0	0	0	0	0
As a % of total Shares held (b)	0	0	0	0	0	0	0
Number of equity shares held in dematerialized form (XIV)	30	411968	124404	55018	238091	305076	144806
Reason for not providing PAN							
Reason for not providing PAN							



Any Other (specify)				
Serial No.	8	9	10	
Category	Bodies Corporate	Bodies Corporate	Bodies Corporate	
Category / More than 1 percentage	More than 1 percentage of shareholding	More than 1 percentage of shareholding	Category	
Name of the Shareholders (I)	Niftys Technologies Private Limited	Faridabad Metal Udyog P Ltd		Click here to go back
PAN (II)	AACCN2518B	AAACF0643B		Total
No. of the Shareholders (I)	1	1	71	347
No. of fully paid up equity shares held (IV)	398191	186537	1128737	2138920
No. Of Partly paid-up equity shares held (V)				
No. Of shares underlying Depository Receipts (VI)				
Total nos. shares held (VII) = (IV)+ (V)+ (VI)	398191	186537	1128737	2138920
Shareholding as a % of total no. of shares (calculated as per SCRR, 1957) (VIII) As a % of (A+B+C2)	3.38	1.58	9.57	18.14
Number of Voting Rights held in each class of securities (IX)				
Class eg: X	398191	186537	1128737	2138920
Class eg:y				
Total	398191	186537	1128737	2138920
Total as a % of Total Voting rights	3.38	1.58	9.57	18.14
No. Of Shares Underlying Outstanding convertible securities (X)	0	0	0	0
No. of Shares Underlying Outstanding Warrants (Xi)	0	0	0	0
No. Of Shares Underlying Outstanding convertible securities and No. Of Warrants (Xi) (a)	0	0	0	0
Shareholding , as a % assuming full conversion of convertible securities (as a percentage of diluted share capital) (XI)= (VII)+(X) As a % of (A+B+C2)	1.54	0.72	4.38	8.29
Number of Locked in shares (XII)				



No. (a)	0	0	0	0
As a % of total Shares held (b)	0	0	0	0
Number of equity shares held in dematerialized form (XIV)	398191	186537	1128737	2138920
Reason for not providing PAN				
Reason for not providing PAN				



