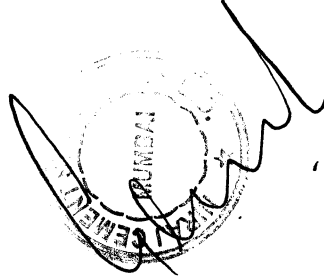


Sr. No.	Particular	Yes/No
1	Whether the Listed Entity has issued any partly paid up shares?	No
2	Whether the Listed Entity has issued any Convertible Securities ?	Yes
3	Whether the Listed Entity has issued any Warrants ?	Yes
4	Whether the Listed Entity has any shares against which depository receipts are issued?	No
5	Whether the Listed Entity has any shares in locked-in?	Yes
6	Whether any shares held by promoters are pledge or otherwise encumbered?	Yes
7	Whether company has equity shares with differential voting rights?	No



General information about company	
Scrip code	532986
Name of the company	Niraj Cement Structurals Limited
Whether company is SME	No
Class of Security	Equity Shares
Type of report	Quarterly
Quarter Ended / Half year ended/Date of Report (For Prelisting / Allotment)	30-06-2017
Date of allotment / extinguishment (in case Capital Restructuring selected) / Listing Date	
Shareholding pattern filed under	Regulation 31 (1) (b)



Table I - Summary Statement holding of specified securities											
Category (I)	Category of shareholder (II)	Nos. Of shareholders (III)	No. of fully paid up equity shares held (IV)	No. Of Partly paid-up equity shares held (V)	No. Of shares underlying Depository Receipts (VI)	Total nos. shares held (VII) = (IV)+(V)+(VI)	Shareholding as a % of total no. of shares (calculated as per SCRR, 1957) (VIII) As a % of (A+B+C2)	Number of Voting Rights held in each class of securities (IX)			
								No of Voting (XIV) Rights			Total as a % of (A+B+C)
								Class eg: X	Class eg:y	Total	
(A)	Promoter & Promoter Group	3	3240797			3240797	21.82	3240797		3240797	21.82
(B)	Public	4498	11614503			11614503	78.18	11614503		11614503	78.18
(C)	Non Promoter-Non Public										
(C1)	Shares underlying DRs										
(C2)	Shares held by Employee Trusts										
	Total	4501	14855300			14855300	100	14855300		14855300	100




Table I - Summary Statement holding of specified securities										
Category (I)	Category of shareholder (II)	No. Of Shares Underlying Outstanding convertible securities (X)	No. of Shares Underlying Outstanding Warrants (Xi)	No. Of Shares Underlying Outstanding convertible securities and No. Of Warrants (Xi) (a)	Shareholding , as a % assuming full conversion of convertible securities (as a percentage of diluted share capital) (XI)= (VII)+(X) As a % of (A+B+C2)	Number of Locked in shares (XII)		Number of Shares pledged or otherwise encumbered (XIII)		Number of equity shares held in dematerialized form (XIV)
						No. (a)	As a % of total Shares held (b)	No. (a)	As a % of total Shares held (b)	
(A)	Promoter & Promoter Group	0	0	0	12.56	1229361	37.93	1324885	40.88	3240797
(B)	Public	10937500	0	10937500	87.44	1000000	8.61			11613501
(C)	Non Promoter-Non Public									
(C1)	Shares underlying DRs									
(C2)	Shares held by Employee Trusts									
	Total	10937500	0	10937500	100	2229361	15.01	1324885	8.92	14854298


Table II - Statement showing shareholding pattern of the Promoter and Promoter Group												
Sr.	Category & Name of the Shareholders (I)	Nos. Of shareholders (III)	No. of fully paid up equity shares held (IV)	No. Of Partly paid-up equity shares held (V)	No. Of shares underlying Depository Receipts (VI)	Total nos. shares held (VII) = (IV)+ (V)+ (VI)	Shareholding as a % of total no. of shares (calculated as per SCRR, 1957) (VIII) As a % of (A+B+C2)	Number of Voting Rights held in each class of securities (IX)				Total as a % of Total Voting rights
								No of Voting (XIV) Rights			Total	
								Class eg: X	Class eg:y			
A	Table II - Statement showing shareholding pattern of the Promoter and Promoter Group											
(1)	Indian											
(a)	Individuals/Hindu undivided Family	3	3240797			3240797	21.82	3240797		3240797	21.82	
Sub-Total (A)(1)		3	3240797			3240797	21.82	3240797		3240797	21.82	
(2)	Foreign											
Total Shareholding of Promoter and Promoter Group (A)= (A)(1)+(A)(2)		3	3240797			3240797	21.82	3240797		3240797	21.82	
B	Table III - Statement showing shareholding pattern of the Public shareholder											
(1)	Institutions											
(3)	Non-institutions											
(a(i))	Individuals - i. Individual shareholders holding nominal share capital up to Rs. 2 lakhs.	4108	2717272			2717272	18.29	2717272		2717272	18.29	
(a(ii))	Individuals - ii. Individual shareholders holding nominal share capital in excess of Rs. 2 lakhs.	42	3580992			3580992	24.11	3580992		3580992	24.11	
(e)	Any Other (specify)	348	5316239			5316239	35.79	5316239		5316239	35.79	
Sub-Total (B)(3)		4498	11614503			11614503	78.18	11614503		11614503	78.18	
Total Public Shareholding (B)=(B)(1)+(B)(2)+(B)(3)		4498	11614503			11614503	78.18	11614503		11614503	78.18	
C	Table IV - Statement showing shareholding pattern of the Non Promoter- Non Public shareholder											
Total (A+B+C2)		4501	14855300			14855300	100	14855300		14855300	100	
Total (A+B+C)		4501	14855300			14855300	100	14855300		14855300	100	




Table II - Statement showing shareholding pattern of the Promoter and Promoter Group									
Sr.	No. Of Shares Underlying Outstanding convertible securities (X)	No. of Shares Underlying Outstanding Warrants (Xi)	No. Of Shares Underlying Outstanding convertible securities and No. Of Warrants (Xi) (a)	Shareholding , as a % assuming full conversion of convertible securities (as a percentage of diluted share capital) (XI)= (VII)+(X) As a % of (A+B+C2)	Number of Locked in shares (XII)		Number of Shares pledged or otherwise encumbered (XIII)		Number of equity shares held in dematerialized form (XIV)
					No. (a)	As a % of total Shares held (b)	No. (a)	As a % of total Shares held (b)	
A	Table II - Statement showing shareholding pattern of the Promoter and Promoter Group								
(1)	Indian								
(a)	0	0	0	12.56	1229361	37.93	1324885	40.88	3240797
Sub-Total (A) (1)	0	0	0	12.56	1229361	37.93	1324885	40.88	3240797
(2)	Foreign								
Total Shareholding of Promoter and Promoter Group (A)= (A)(1)+(A) (2)	0	0	0	12.56	1229361	37.93	1324885	40.88	3240797
B	Table III - Statement showing shareholding pattern of the Public shareholder								
(1)	Institutions								
(3)	Non-institutions								
(a(i))	0	0	0	10.54	0	0			2716270
(a(ii))	2000000	0	2000000	21.64	1000000	27.93			3580992
(e)	8937500	0	8937500	55.26	0	0			5316239
Sub-Total (B) (3)	10937500	0	10937500	87.44	1000000	8.61			11613501
Total Public Shareholding (B)=(B)(1)+(B)(2)+(B)(3)	10937500	0	10937500	87.44	1000000	8.61			11613501
C	Table IV - Statement showing shareholding pattern of the Non Promoter- Non Public shareholder								
Total (A+B+C2)	10937500	0	10937500	100	2229361	15.01			14854298
Total (A+B+C)	10937500	0	10937500	100	2229361	15.01	1324885	8.92	14854298




Individuals/Hindu undivided Family				
Serial No.	1	2	3	
Name of the Shareholders (I)	Gulshan V Chopra	Vijaykumar Rajkumar Chopra	Asha Vijaykumar Chopra	Click here to go back
PAN (II)	AABPC5068K	AABPC5074D	AABPC4214F	Total
No. of fully paid up equity shares held (IV)	1940946	686551	613300	3240797
No. Of Partly paid-up equity shares held (V)				
No. Of shares underlying Depository Receipts (VI)				
Total nos. shares held (VII) = (IV)+ (V)+ (VI)	1940946	686551	613300	3240797
Shareholding as a % of total no. of shares (calculated as per SCRR, 1957) (VIII) As a % of (A+B+C2)	13.07	4.62	4.13	21.82
Number of Voting Rights held in each class of securities (IX)				
Class eg: X	1940946	686551	613300	3240797
Class eg: y				
Total	1940946	686551	613300	3240797
Total as a % of Total Voting rights	13.07	4.62	4.13	21.82
No. Of Shares Underlying Outstanding convertible securities (X)	0	0	0	0
No. of Shares Underlying Outstanding Warrants (Xi)	0	0	0	0
No. Of Shares Underlying Outstanding convertible securities and No. Of Warrants (Xi) (a)	0	0	0	0
Shareholding , as a % assuming full conversion of convertible securities (as a percentage of diluted share capital) (XI)= (VII)+(Xi)(a) As a % of (A+B+C2)	7.53	2.66	2.38	12.56
Number of Locked in shares (XII)				
No. (a)	620946	0	608415	1229361
As a % of total Shares held (b)	31.99	0	99.2	37.93
Number of Shares pledged or otherwise encumbered (XIII)				
No. (a)	1320000	0	4885	1324885



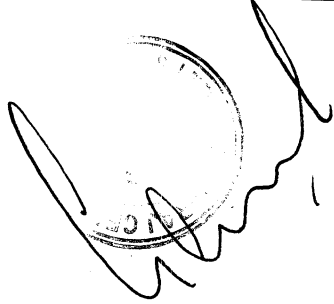
As a % of total Shares held (b)	68.01	0	0.8	40.88
Number of equity shares held in dematerialized form (XIV)	1940946	686551	613300	3240797
Reason for not providing PAN				
Reason for not providing PAN				




Individuals - ii. Individual shareholders holding nominal share capital in excess of Rs. 2 lakhs.				
Serial No.	1	2	3	
Name of the Shareholders (I)	Umesh Chamdia	Nirmal Narendra Kotecha	Gul Kewalram Bijlani	Click here to go back
PAN (II)	AACPC9620J	AEZPK2016H	AAFPG5477L	Total
No. of fully paid up equity shares held (IV)	1000000	450000	327200	1777200
No. Of Partly paid-up equity shares held (V)				
No. Of shares underlying Depository Receipts (VI)				
Total nos. shares held (VII) = (IV)+ (V)+ (VI)	1000000	450000	327200	1777200
Shareholding as a % of total no. of shares (calculated as per SCRR, 1957) (VIII) As a % of (A+B+C2)	6.73	3.03	2.2	11.96
Number of Voting Rights held in each class of securities (IX)				
Class eg: X	1000000	450000	327200	1777200
Class eg:y				
Total	1000000	450000	327200	1777200
Total as a % of Total Voting rights	6.73	3.03	2.2	11.96
No. Of Shares Underlying Outstanding convertible securities (X)	0	0	0	0
No. of Shares Underlying Outstanding Warrants (Xi)	0	0	0	0
No. Of Shares Underlying Outstanding convertible securities and No. Of Warrants (Xi) (a)	0	0	0	0
Shareholding , as a % assuming full conversion of convertible securities (as a percentage of diluted share capital) (XI)= (VII)+(X) As a % of (A+B+C2)	3.88	1.74	1.27	6.89
Number of Locked in shares (XII)				
No. (a)	1000000	0	0	1000000
As a % of total Shares held (b)	100	0	0	56.27
Number of equity shares held in dematerialized form (XIV)	1000000	450000	327200	1777200



Reason for not providing PAN				
Reason for not providing PAN				




Any Other (specify)							
Serial No.	1	2	3	4	5	6	7
Category	Trusts	HUF	NRI – Non-Repatriate	NRI – Repatriate	Clearing Members	Bodies Corporate	Bodies Corporate
Category / More than 1 percentage	Category	Category	Category	Category	Category	Category	More than 1 percentage of shareholding
Name of the Shareholders (I)							Chem Logistics Private Limited
PAN (II)							AAGCC2710G
No. of the Shareholders (I)	1	161	8	36	68	74	1
No. of fully paid up equity shares held (IV)	30	448803	55432	262999	346583	4202392	2812500
No. Of Partly paid-up equity shares held (V)							
No. Of shares underlying Depository Receipts (VI)							
Total nos. shares held (VII) = (IV)+ (V)+ (VI)	30	448803	55432	262999	346583	4202392	2812500
Shareholding as a % of total no. of shares (calculated as per SCRR, 1957) (VIII) As a % of (A+B+C2)	0	3.02	0.37	1.77	2.33	28.29	18.93
Number of Voting Rights held in each class of securities (IX)							
Class eg: X	30	448803	55432	262999	346583	4202392	2812500
Class eg:y							
Total	30	448803	55432	262999	346583	4202392	2812500
Total as a % of Total Voting rights	0	3.02	0.37	1.77	2.33	28.29	18.93
No. Of Shares Underlying Outstanding convertible securities (X)	0	0	0	0	0	8937500	3187500
No. of Shares Underlying Outstanding Warrants (Xi)	0	0	0	0	0	0	0
No. Of Shares Underlying Outstanding convertible securities and No. Of Warrants (Xi) (a)	0	0	0	0	0	8937500	3187500
Shareholding , as a % assuming full conversion of convertible securities (as a percentage of diluted share capital) (XI)= (VII)+(X) As a % of (A+B+C2)	0	1.74	0.21	1.02	1.34	50.94	23.26
Number of Locked in shares (XII)							




08/09/2017

CG 3062017 KAJOL.html


No. (a)	0	0	0	0	0	0	0
As a % of total Shares held (b)	0	0	0	0	0	0	0
Number of equity shares held in dematerialized form (XIV)	30	448803	55432	262999	346583	4202392	2812500
Reason for not providing PAN							
Reason for not providing PAN							



Any Other (specify)			
Serial No.	8	9	
Category	Bodies Corporate	Bodies Corporate	
Category / More than 1 percentage	More than 1 percentage of shareholding	More than 1 percentage of shareholding	
Name of the Shareholders (I)	Niftys Technologies Private Limited	Faridabad Metal Udyog P Ltd	Click here to go back
PAN (II)	AACCN2518B	AAACF0643B	Total
No. of the Shareholders (I)	1	1	348
No. of fully paid up equity shares held (IV)	398191	186537	5316239
No. Of Partly paid-up equity shares held (V)			
No. Of shares underlying Depository Receipts (VI)			
Total nos. shares held (VII) = (IV)+ (V)+ (VI)	398191	186537	5316239
Shareholding as a % of total no. of shares (calculated as per SCRR, 1957) (VIII) As a % of (A+B+C2)	2.68	1.26	35.78
Number of Voting Rights held in each class of securities (IX)			
Class eg: X	398191	186537	5316239
Class eg:y			
Total	398191	186537	5316239
Total as a % of Total Voting rights	2.68	1.26	35.78
No. Of Shares Underlying Outstanding convertible securities (X)	0	0	8937500
No. of Shares Underlying Outstanding Warrants (Xi)	0	0	0
No. Of Shares Underlying Outstanding convertible securities and No. Of Warrants (Xi) (a)	0	0	8937500
Shareholding , as a % assuming full conversion of convertible securities (as a percentage of diluted share capital) (XI)= (VII)+(X) As a % of (A+B+C2)	1.54	0.72	55.25
Number of Locked in shares (XII)			
No. (a)	0	0	0



As a % of total Shares held (b)	0	0	0
Number of equity shares held in dematerialized form (XIV)	398191	186537	5316239
Reason for not providing PAN			
Reason for not providing PAN			



08/09/2017

CG 3062017 KAJOL.html